


LEWES CASTLE AUDIO GUIDE

INSTRUCTIONS



Lewes
Castle

Audio
Guide



SUSSEX
PAST

ABOUT THE APP

This free app is designed to improve your experience of Lewes Castle by giving you a detailed audio guide.

HOW TO INSTALL THE APP

Open either the App Store or Google play and search for “Lewes Castle”. Look for the icon with the burgundy background. The app and the trails are free of charge.



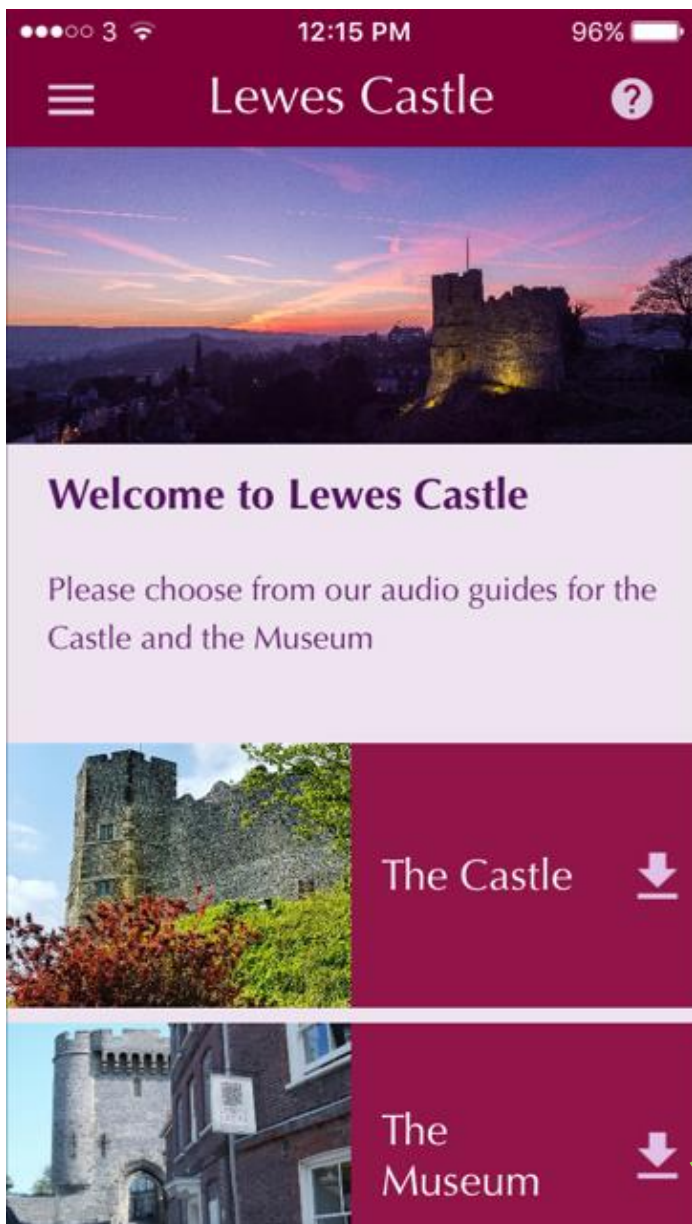
AUTOPLAY AND BLUETOOTH

STEP BY STEP GUIDE




The app has an auto play feature which allows you to stick your headphones in, put your device in a pocket and not take it out again until you have finished your tour.

For autoplay to work turn on Bluetooth in your phone settings. Once turned on you will see the Bluetooth symbol (above) on your phone. Remember to turn Bluetooth off when you are finished with the app.



This is the home page; from here you can access the two audio trails.



Click on either box to start.

DOWNLOADING THE APP

STEP BY STEP GUIDE

We advise that you download both the museum and castle audio content before starting your tour. You can install both the app and its content from anywhere with a Wifi connection (including the castle reception). Please ask if you need the castle's guest wifi code.

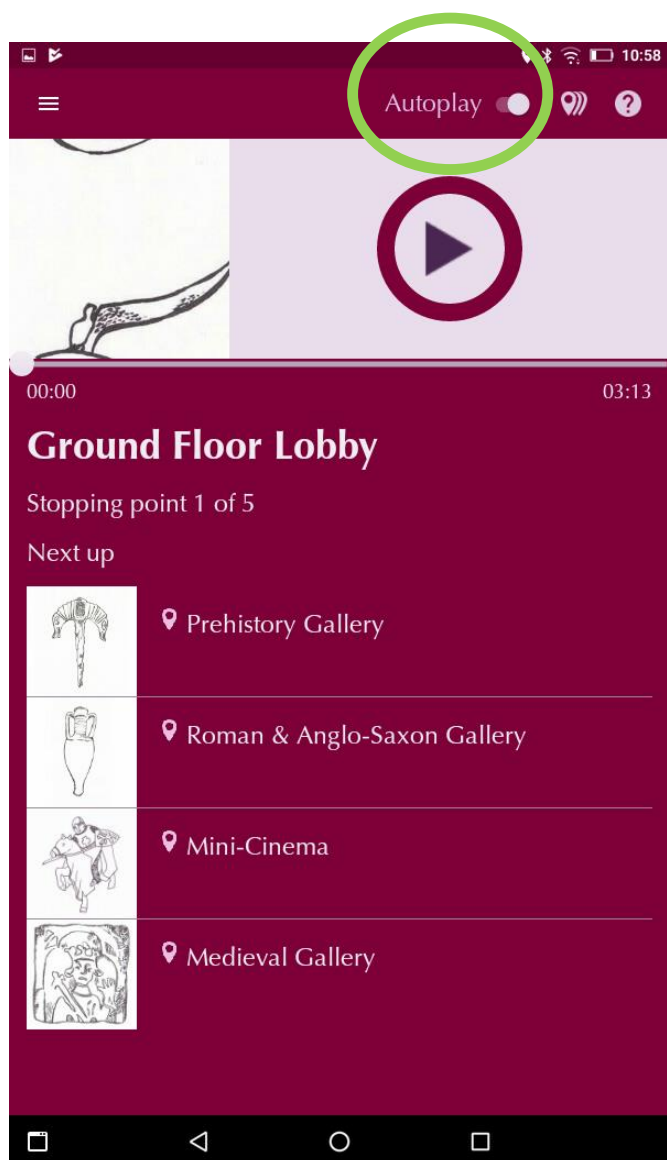
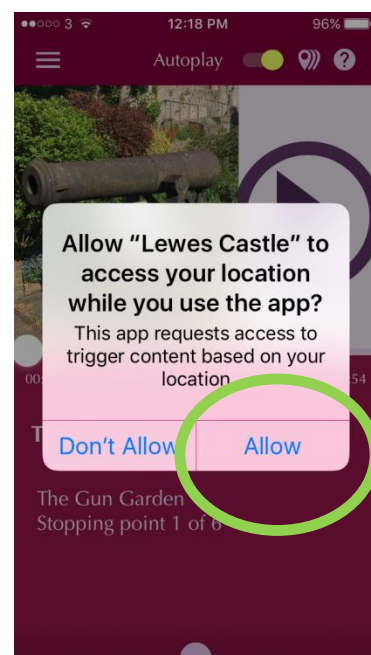


Download both the castle and the museum audio trails by clicking on the download arrows. Wait for a circle to go all around the arrow to complete the download.


HOW TURN OFF AUTOPLAY

STEP BY STEP GUIDE

Don't be alarmed if your device asks to access your location, this is just to allow the autoplay feature to work. You need to "Allow" location settings on your device for the app to work but Lewes Castle will not use any of your information for any other reason.



Autoplay is automatically turned on. If you would prefer to use the app independently click on the autoplay button.



STARTING THE TOURS

STEP BY STEP GUIDE

For further information both about the castle and museum tours press the “play introduction” triangle.

After the introduction finishes you are ready to start the tour by pressing the “walking person”.

